

WarmRain Specification for models:

WR 544-ATD and WR 545-ATD

(Extra Wide and Extra Deep Tub/shower AirTubs)



Warm Rain models WR 544-ATD (right hand plbg.) and WR 545-ATD (left hand plbg.) tub/shower AirTubs are constructed of reinforced polyester resin covered with a high gloss gel-coat of 18 - 20 mil. thickness. The reinforced fiberglass has a minimum content of 18 % fiberglass.

The bottom base of the unit is constructed of 1/2" end-grained balsa wood sandwiched between 2 layers of reinforced fiberglass. The base is an integral part of the unit.

The inside bottom floor will be textured. The texture bottom floor meets and exceeds ASTM Safety Specification F-462.

The unit will measure 60" x 35.75" x 76.5" and has a 20" apron height. The inside dam will measure 17" and the overflow will be 15" above the floor.

The inside sump area will measure 53" x 25" at the top of the well and 44" x 22" at the bottom of the well. The front apron of all units will have wood support along the entire length to help prevent the corners from chipping or bowing in or out.

The WR 544-ATD and WR 545-ATD will have wood support for a shower door and a curtain bracket.

These units have the option of being reinforced for the future installation of grab bars and the above floor rough-in. Please see measurement sheet WR 544-5-D AFR for specific measurements.

The Air Tub will include:

- Heating Air Blower with 880 Watt heater with a plug and located opposite the drain
 - 120 Volt
 - 7.4 amp
 - 60 Hz
 - 80 cfm
- 20 minute timer per cycle
- 20 Minute Delayed auto purge that runs for 1-2 minutes – 20 minutes after air tub is turned off
- 8 side Air Injectors
 - Each air injector includes 13 micro outlets
 - Each air injector has its own check valve to prevent any water from leaving the tub surface area
- Trim
 - Color coded in white, almond/bone, biscuit/linen
 - Chrome trim in all other colors

Warm Rain Corporation, P.O. Box 600, Hancock, MI 49930

Voice: 906-482-3750 Fax: 906-482-2585 email: tedk@warmrain.com website: www.warmrain.com

WarmRain Specification for models:

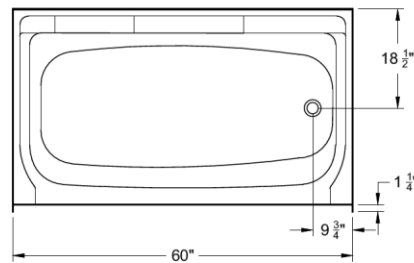
WR 544-ATD and WR 545-ATD

(Extra Wide and Extra Deep Tub/shower AirTubs)

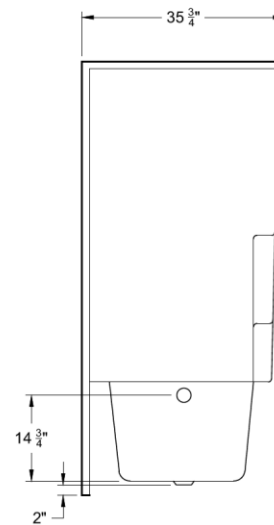
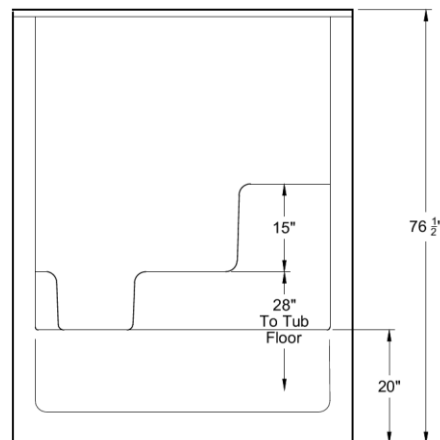
AirTub options include:

- 1 – Optional Blower positions
- whirlpool/air tub combination system
- Chrome Trim
- Brushed Nickel Trim

These Warm Rain Tub/Shower AirTubs arrive on site fully tested, inspected, and certified to meet or exceed the precise standards established by FHA/HUD, materials bulletin 73, American National Standards Z-124.1 and Z-124.2, ASTM/E-84 and is certified by the Home Innovation Research Labs, formerly known as the National Association of Home Builders NAHB.



WR 544/5 D
(Revised)



6-13-12



Warm Rain Corporation, P.O. Box 600, Hancock, MI 49930

Voice: 906-482-3750 Fax: 906-482-2585 email: tedk@warmrain.com website: www.warmrain.com