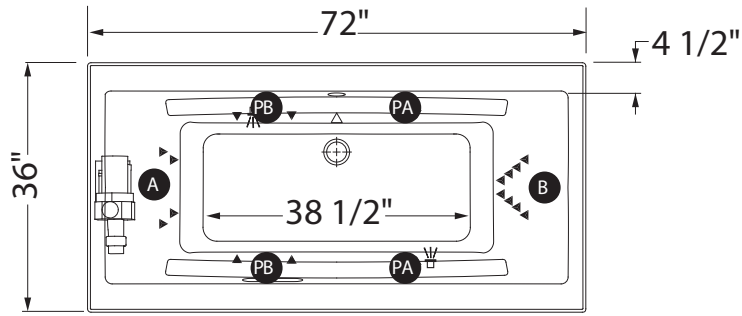
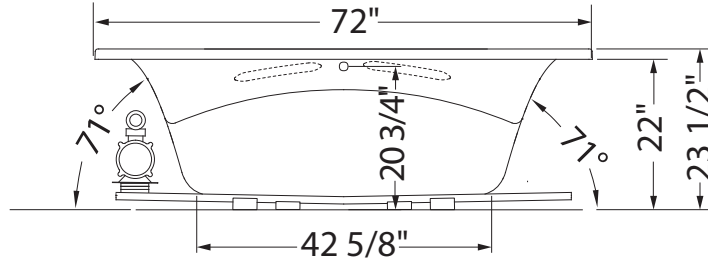
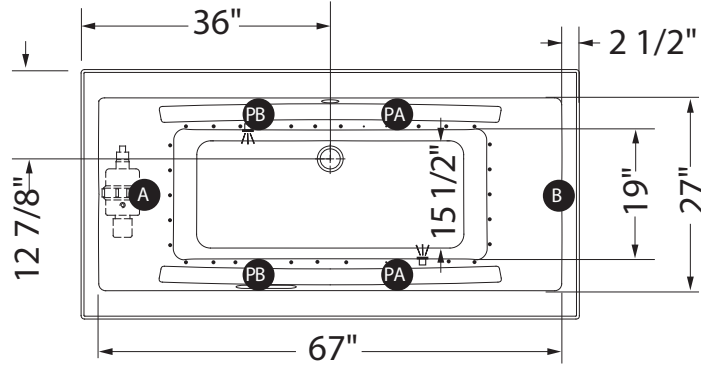


WHIRLPOOL SYSTEM



AIR SYSTEM



(A) : Specify blower and/or pump location when ordering

(B)

(PA)

(PB)

: With system, the optional grab bar is on opposite side of the pump.
Without system, specify optional grab bar location when ordering.

(▲) : Indicates whirlpool jets positioning

(△) : Indicates suction positioning

(•) : Indicates airjets positioning

(☛) : Indicates chromatherapy light positioning

Bathtub base includes anti-vibration Neutra-Phone leg supports (not shown).

Blower must be installed at a distance.

The back massage is on the opposite side of the blower position.

All dimensions are approximate. Structure measurements

must be verified against the unit to ensure proper fit.